



Hillside Infant School Home learning policy

At Hillside Infant School we define 'home learning' to mean any learning or activities which children are asked to do outside lesson time without the guidance of teachers. It is completed with the support of parents/carers and is an opportunity for adults, other than teachers, to become active partners in supporting learning.

Home learning activities are an important part of the home/school partnership and all children are expected to take part in a variety of home learning tasks.

We believe that home learning should be enjoyable and manageable for all concerned and that if it becomes a chore/burden/source of conflict it ceases to be a constructive aspect of teaching and learning.

Aims

The aim of this policy is to:

- Ensure consistency of approach throughout the school
- Ensure that teachers, parents and children are clear of their roles with regard to home learning.
- Encourage parents, children and school to work in partnership

The aim in setting home learning is:

- To develop and maintain an effective home-school partnership
- To consolidate class learning, extending skills and knowledge around topics.
- Practise key maths and literacy skills.
- To encourage children to develop the responsibility, confidence and self-discipline
- Discipline to study independently

Developing good habits

Whilst we support all of the above key principles, Hillside Infant School is not a school at which home learning dominates home and school life. We accept that not every activity will capture children and parents' imagination and that evening and weekends can sometimes be busy.

We do not specify amounts of time that must be spent on a task, preferring individual children and families to set their own routines however our home learning timetable outlines our recommended time for each year group.

Our routines and expectations

Home learning

Home learning is shared each Friday with all year groups on Class Dojo. Any sheets linked to the home learning will be sent home on a Friday.

Reading

At Hillside we believe reading is a fundamental basis of home learning. It is important for parents/carers and children to develop positive reading habits from an early age, with regular opportunities for reading and sharing of books together. Our home learning timetable outlines our recommended reading time for each year group. This reading time includes sharing a picture book together, reading to an adult as well as an adult reading to a child.

In each child's reading record book is a reading book mark which informs parents of their child's next step as well as knowing which tricky/common exception words to learn. Each book mark is linked to the reading book band a child is working on which links to their phonics learning.

Reception, Year 1 and Year 2 are given 2 reading books each week linked to their phonics. Our home learning timetable outlines our recommended reading time for each year group. This reading time includes sharing a picture book together, reading to an adult as well as an adult reading to a child. These timings are a guide only.

Phonics and spelling Home learning

All classes give out weekly phonics home learning linked to the phonic sound(s) learnt that week in their respective phonics group. In Year 1 and Year 2 children will be given weekly spelling words as part of their phonics home learning; these spellings are tested weekly.

Maths

In Year 1 and Year 2 children receive maths home learning each week. This will be linked to what the children are learning in class.

Project homework

Project homework is set in Reception, Year 1 and Year 2. Children are given a 'menu' of activities to choose from connected with their termly topic. Children are expected to complete two activities of their choice over a term. It is designed that the activities allow children to further their knowledge and skills around the termly topic, as well as showcase individual skills and expertise. Activities range from writing tasks, art and design, cooking and even visiting places of interest connected with the termly topic.

Talk Homework

Each week all year groups are set 'talk homework'. This homework encourages children and their families to talk around a key area of learning. At Hillside we believe developing excellent communication and language skills is vital and supports a child in all areas of their learning.

Key vocabulary

Each week on the home learning sheet children will receive key vocabulary to learn. These words link to their class topics and are words they will be using regularly in school.

Role of Parents/Carers

- To support with the weekly timetable of home learning.
- To let the class teacher know if difficulties arise with the home learning.

- To inform the class teacher if home learning is not completed on time and the reason for this.
- To encourage and praise their child when they have completed their home learning.
- To value home learning and support the school by explaining how it can help learning.

Role of the children

- To bring their book bag to school each day.
- To ensure they have all they require to complete their home learning.
- To complete their home learning to the best of their ability.
- To give their home learning into their teacher at the right time.

Absence

If a child is absent from school we will not send home learning home. If a child is absent due to illness for an extended period of time the teacher and parents/carers will agree on an appropriate course of action. In such circumstances the teacher should consult the Assistant Headteacher or Headteacher first.

Generative artificial intelligence (AI)

Artificial intelligence (AI) tools are now widespread and easy to access. Staff, pupils and parents/carers may be familiar with generative chatbots such as ChatGPT and Google Bard. Hillside Infant School recognises that AI has many uses to help pupils learn, but may also lend itself to cheating and plagiarism.

Pupils may use AI tools as a research tool to help them find out about new topics and ideas.

Pupils may not use AI tools:

- To write their home learning or class assignments, where AI-generated text is presented as their own work

Reviewed: March 2024

Next Review: March 2028


Approved by: Curriculum Committee

YEAR GROUP	MONDAY	TUESDAY	WEDNESDAY	THURSDAY	FRIDAY
NURSERY	<ul style="list-style-type: none"> • Reading stories together. • Talking about children's favourite part. • Discussing the pictures and the different parts of a story 			<ul style="list-style-type: none"> • Library day 	
RECEPTION	<ul style="list-style-type: none"> • Reading x 10 mins • Reading books returned and new ones handed out 	<ul style="list-style-type: none"> • Reading x 10 mins 	<ul style="list-style-type: none"> • Reading x 10 mins • Phonics homework bought back to school 	<ul style="list-style-type: none"> • Reading x 10 mins 	<ul style="list-style-type: none"> • Reading x 10 mins • Phonics homework sent out. • Library day • Home learning shared on Class Dojo
YEAR 1	<ul style="list-style-type: none"> • Reading x 15mins • Reading books returned and new ones handed out 	<ul style="list-style-type: none"> • Reading x 15mins 	<ul style="list-style-type: none"> • Reading x 15mins • Phonics and maths homework bought back to school • 	<ul style="list-style-type: none"> • Reading x 15mins 	<ul style="list-style-type: none"> • Reading x 15mins • Phonics and maths homework sent home in folders. • Library day • Home learning shared on Class Dojo
YEAR 2	<ul style="list-style-type: none"> • Reading x20 mins • Reading books returned and new ones handed out • Library day 	<ul style="list-style-type: none"> • Reading x20 mins 	<ul style="list-style-type: none"> • Reading x20 mins • Phonics and maths homework bought back to school • English homework back when given out 	<ul style="list-style-type: none"> • Reading x20 mins 	<ul style="list-style-type: none"> • Reading x20 mins • Phonics and maths homework sent home in folders. • Occasionally English homework given out • Home learning shared on Class Dojo

Examples of templates



Home learning example – shared each Friday on Class Dojo.

Year 1 Home Learning **Week Commencing: 19/09/23**



Our Topic is: Guess Who

Next week we will be learning the text Charlie and Lola using Talk 4 Writing. In Maths we will be learning to count on from any number within 10 and learning how to count one more within 10. In Science we will be learning about our senses. In Geography we will be learning about our local area.

<p>Phonics: Please complete the sheet in the phonics folder.</p>	<p>Maths: Find 10 different objects from around your house. Sort them into different groups based on their colour, size, and shape.</p> 	<p>Reading homework: Please remember to write in your child's (yellow) reading record book every time you read with your child. Reading should be completed every day for at least 15 minutes. Reading books and yellow record books should be in your child's book bag each day.</p>
<p>Key vocabulary to learn this week: senses autobiography local area vertical horizontal wavy</p>	<p>Talk homework: Talk about where you live and find your home using Google Maps. Can you write your address?</p> 	
<p>Other: Please remember to label your water bottle, book bags and your clothing. PE days are on Monday and Wednesday. Please keep your yellow reading record in your book bag and bring it to school everyday.</p>		

Example of Reading bookmarks in reading record

An example of a Pink and Green book mark:

Pink book focuses	Achieved	Green book focuses	Achieved
13. Find front cover and turn pages the correct way		1. Read fluently with attention to punctuation	
14. Understand that left comes before right		2. Read with accuracy and self-correct mistakes including words that can't be sounded out such as 'said', 'was'	
15. Use pictures to support reading of the words		3. Recognise punctuation and use some expression	
16. Read each word as they point to them		4. Use some expression	
17. Use meaning together with repeated patterns to predict the storyline		5. Read with more pace and fluency	
18. Use a few known words to assist own reading		6. Discuss and interpret character and plot more fully	
19. Read CVC words by sounding out such as cat, dog etc.		7. Use a contents and glossary to help locate information.	
20. s a t p		8. Talk about new words and the meaning of them.	
21. i n m d		9. au (as in Paul)	
22. g o c k		10. aw (as in saw)	
23. c k e u		11. ea (as in sea)	
24. h b f f i l l s s		12. ew (as in stew)	
25. to		13. ey (as in money)	
26. the		14. oe (as in toe)	
27. no		15. ou (as in ou)	
28. I		16. oy (as in boy)	
29. go		17. ir (as in girl)	
		18. ue (as in due)	
		19. a-e (as in came)	
		20. i-e (as in time)	
		21. u-e (as in June)	
		22. e-e (as in these)	
		23. could	
		24. should	
		25. would	
		26. want	
		27. oh	
		28. their	
		29. Mr	
		30. Mrs	
		31. love	
		32. your	
		33. people	
		34. looked	
		35. called	
		36. asked	
		37. water	
		38. where	
		39. who	
		40. why	
		41. thought	
		42. through	

Example of phonics home learning





Phonic Homework Level 3 week 7

This week we have been learning these sounds: **air uns er**

Read these silly questions and answer them by circling 'yes' or 'no'.

Can manure hang in mid-air? yes no
 Can a finger put on a hairnet? yes no
 Can a boxer get a manicure? yes no

Look at the pictures and choose air, ure or er to spell the words.

 mix _____  armch _____
 p _____  f _____

Tricky words to learn to learn: **cluey**

Write some sentences with the sounds you have learnt this week:

Phonics Homework Level 6 wk 15

1. Read the story.

Highlight all of the words that contain the /m/ phoneme.

m mb

Everyone in the town knew Pete the plumber. He was the best plumber around and he was happy to help everyone. Whenever he went, he took his metal tool box so that he was ready for any kind of job that might come his way!

One Monday, he had a phone call from the school. The pipes in the roof were leaking and water was dripping into the classroom. The children had to go outside and play on the climbing frame while it was sorted. He took out his ladders and climbed up onto the roof. Pete fixed the leak and climbed back down.

"Mooney" called the children, cheering and clapping.

On a different day, Pete was called to a house with a blocked sink. The sink was full of dirty water. Pete took the pipe off and cleared it out. It turned out that the pipe was full of breadcrumbs and a comb!

"Thank you," said the man. "I will put the breadcrumbs in the bin from now on. I don't know how the comb got there though!"

One weekend, Pete noticed his gutter was leaking so he climbed up his ladder to repair it. He was using a hammer to nail it back up when he noticed a lamb had gotten into his garden. He was so busy looking at the lamb, that he missed the nail and hit his thumb. Ouch!

His thumb was so sore that he went to the hospital. He was given an x-ray to check it wasn't broken and some cream to numb it so it would stop hurting.

"You normally look after everyone else, it's time for us to look after you," said the nurse, smiling.

2. Sort the words.

Sort the words from the story into the table.

m	mb

Learn the words on your bookmark and make some sentences here:

Example of Project Homework

Up, Up and Away!

Project 1 Due:
 Project 2 Due:

Spring Term Homework Project Menu

Flight

- Make a 3D plane, aircraft or rocket.
- Draw a picture of the stars in the sky you can see.
- With an adult, research a planet.
- Write a list and draw pictures of things you would need to go to the moon.

Famous People

- With an adult, write a biography of Neil Armstrong
- Compare the life of Tim Peake (an astronaut of today) to Neil Armstrong (an astronaut from history).
- Write a diary entry and Neil Armstrong flying to the moon.
- Write facts about astronauts.

twinkl

London

Autumn term choices

- Design a poster advertising a London landmark.
- Draw a map of the River Thames and key famous landmarks along the river.
- Make a collage showing the Great Fire of London.
- Make a model of a Tudor house.
- Make a booklet about London suitable for tourists.
- <https://www.visitlondon.com/en> - use this link and explore London and make a leaflet about your favourite landmarks.
- Create a fireworks art piece to represent the 5th November.
- Watch Paddington or Paddington 2 and write a film review.


LONDON

The project homework is due:

- Wednesday 4th October
- Wednesday 29th November