

Nursery

Spring Term



Welcome to Nursery

In this booklet you will find the expectations for this term in Nursery.

Please use this to support your child at home to meet these milestones.



Reading and Writing

- Recognise rhythm in spoken words (e.g. clap out syllables in their name, read stories with rhythm such as Rumble in the Jungle)
- Listen to and join in with stories and poems, one-to-one and also in small groups (e.g. can tell you what they think will happen next, talk about the pictures)
 - Suggest how the story might end
 - Making lines and marks with a pencil
- Tell you about their drawings, paintings and begin to tell you about what their 'writing' means (e.g. they have written their name)
- Start to tell you about marks in different places (e.g. when you are writing a list they will tell you what they think it means)

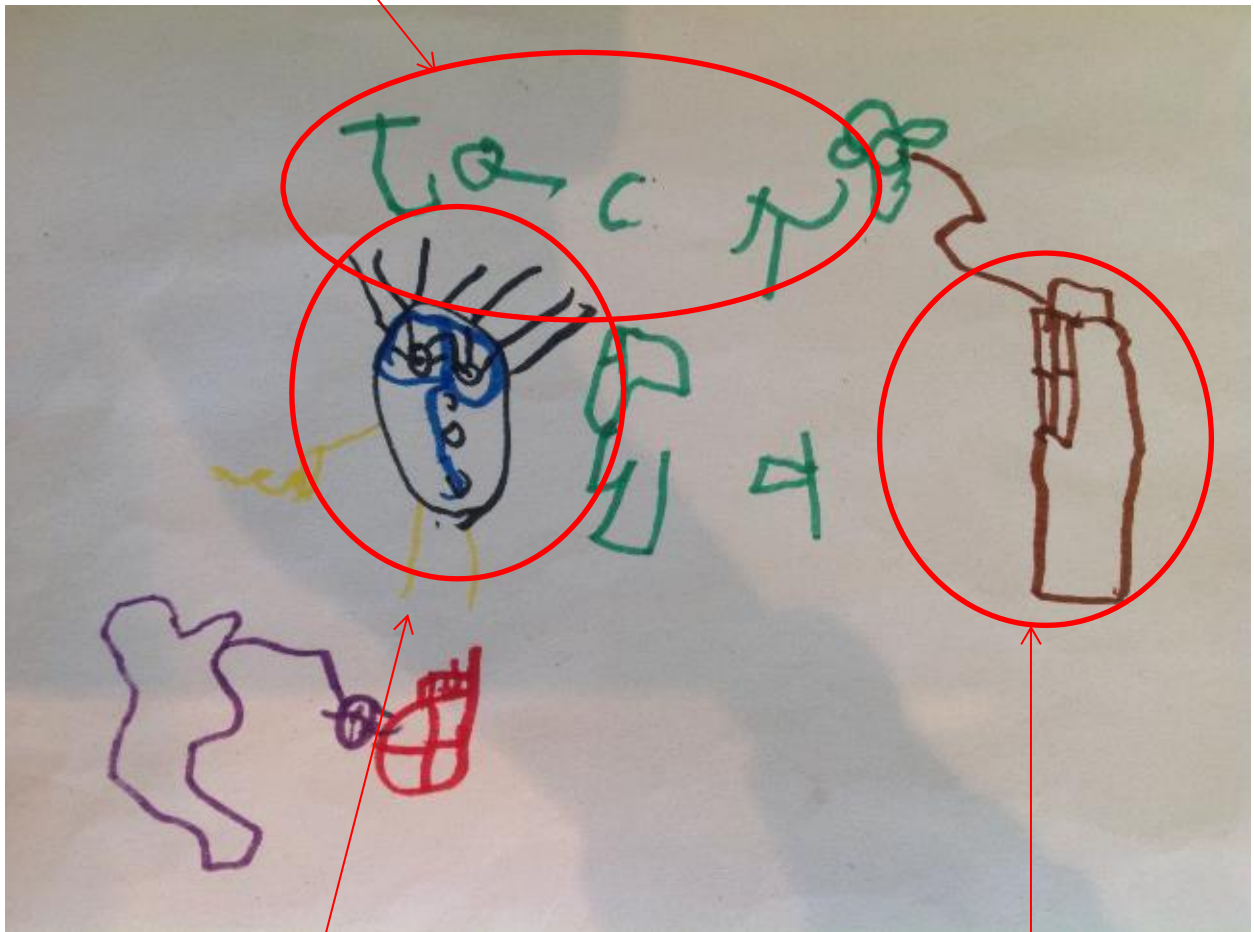
Physical Development

- Use one-handed tools and equipment, e.g. makes snips in paper with child scissors.
- Begin to hold a pencil using the tripod grip (3 fingers)
- Learn how to zip up their coat by putting the bottom part in and pulling up.
- Draw a picture of themselves by using circles and lines in the correct place.
- Mount stairs, steps or climbing equipment using alternate feet (not two feet at a time).



Example of children's writing by the end of the Spring term.

Write their name by copying their namecard.




Use the pencil with control to draw their marks.

Use circles and lines to draw a person.

Maths


Number

- Begin to match numeral and quantity correctly up to 5.
 - Show an interest in numerals in the environment.
- Show an interest in representing numbers e.g. fingers, with pictures or with lines.
- Compare two groups of objects, saying when they have the same number.
- Recognise up to 3 objects without counting them.



Shape

- Show an awareness of similarities of shapes in the environment
 - Show an interest in shapes in the environment (point and name shapes)
- Show an interest in shape by using construction to build with shapes or by talking about shapes or arrangements.
- Identify and name 2D shapes such as circle, triangle, rectangle and square.




Understanding the World

- Learn that space is outside of Earth
 - Learn about natural materials e.g. mud, sand, grass
- Understand that dinosaurs are something that lived a long time ago
 - Learn how to plant and care for seeds
- Understand if something is a seed, tree, plant, flower or grass



Being Creative

- Learn to loan an object with paint and print with it.
- Make rubbings from textured surfaces e.g. leaves
- Use printing to make patterns e.g. red, blue, red, blue
 - Use playdough to create simple shapes
 - Build with construction e.g. lego
 - Use tools to cut and shape the playdough
 - Build a vehicle using junk modelling
- Use a range of materials to join the object e.g. stapler, glue, scissors



Communication and Language

(Speaking and listening)

- Listen to stories and tell you a little bit about them.
- Join in with repeating stories and anticipate key events (e.g. We're Going on a Bear Hunt)
- Show understanding of words such as 'under', 'on top', and 'behind' by following an instruction with the word in it.
- Respond to simple instructions, e.g. to get or put away an object.
 - Begin to use 'and' and 'because' to link sentences.
- Use talk in pretending that objects stand for something else in play, e.g., 'This box is my castle.'



Other basic skills

- Go to the toilet independently.
- Learn how to put their hat or mittens into the pocket or sleeve of their coat when hanging up their coat.
- Put art work and notices into their book bag independently
 - Independently put on their shoes and socks
 - Eat skilfully with a fork and spoon



