

Nursery Summer Term

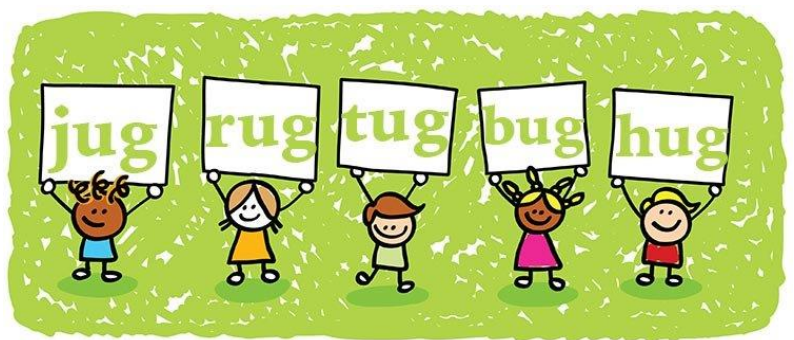


In this booklet you will find the expectations for the Summer term in Nursery.

Please use this to support your child at home to meet these milestones.

Reading

- Listen carefully to stories and talk about characters and events from within the story.
- Look at books independently by turning the pages and making up their own story.
- Recognise familiar signs and labels and also some familiar words (such as their own name).
- Describe the main story settings and characters within a story.
- Hear and say the first sound in words when an adult says the word e.g. c for cat
- Continues a rhyming string e.g. cat, hat, ____ dog, log, ____



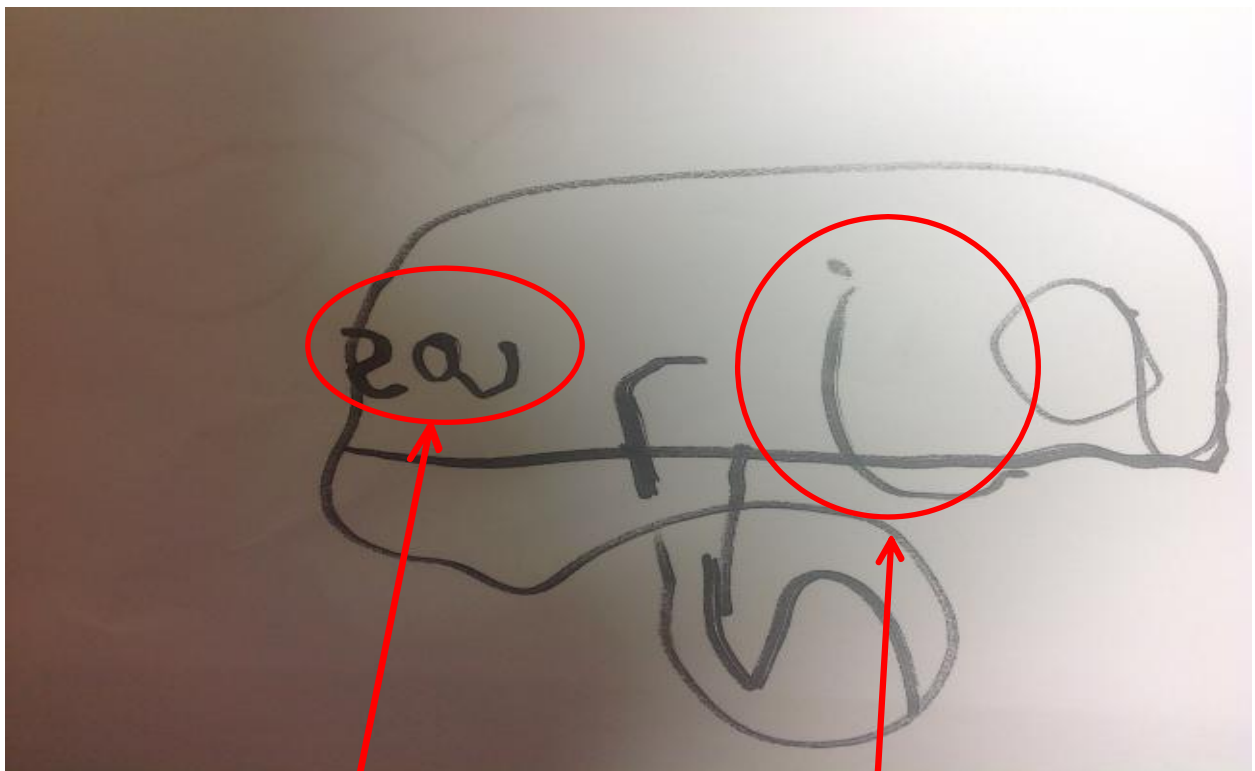
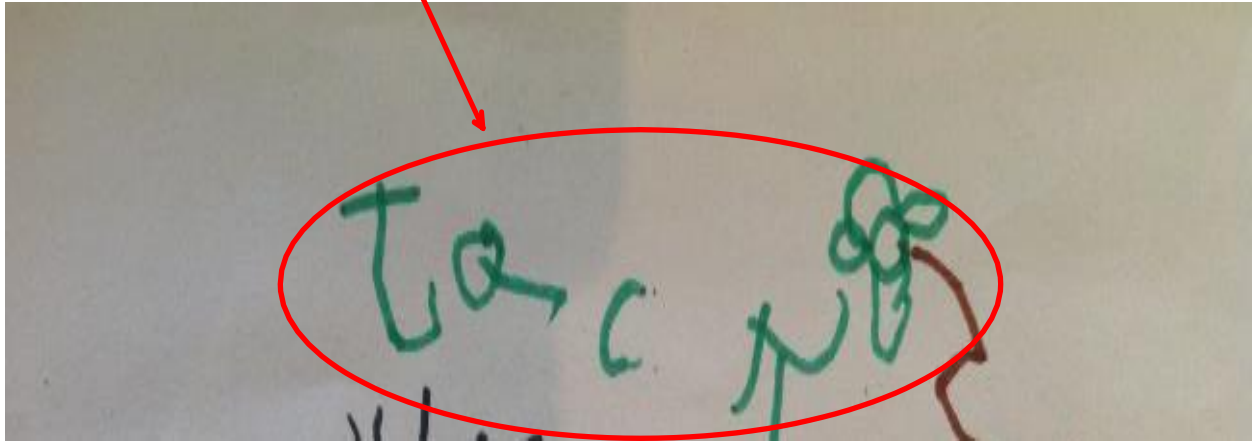
Writing

- Describe marks they make when they draw or write e.g. this is me, this is my name
- Uses some clearly identifiable letters to represent words.
- Write using lower case letters.
- Write their name.
- Hear and say the first sound in words when an adult says the word e.g. c for cat



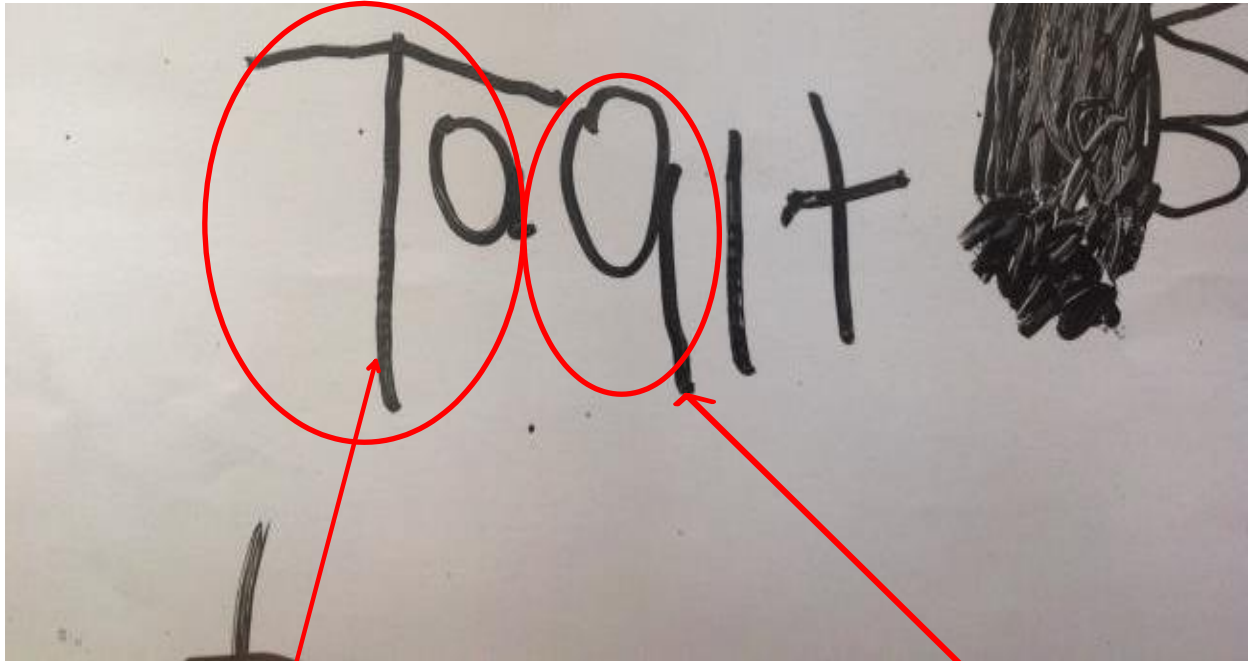
Example of children's writing by the end of the Summer term.

Write their name.



Writes some clearly identifiable letters.

Describes meaning of marks they draw or write.
'this is my name'.



Uses some identifiable letters to communicate meaning.

Uses anti-clockwise circles to form letters

Physical Development

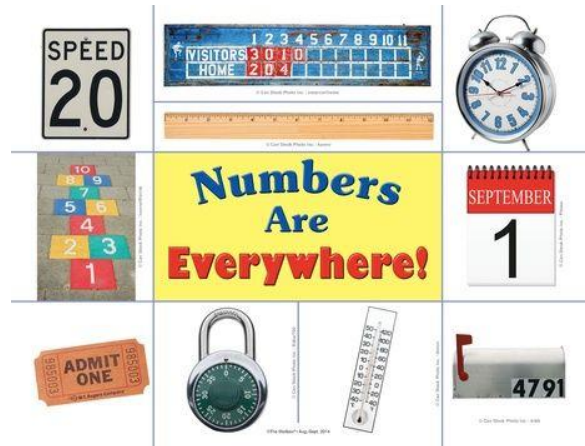
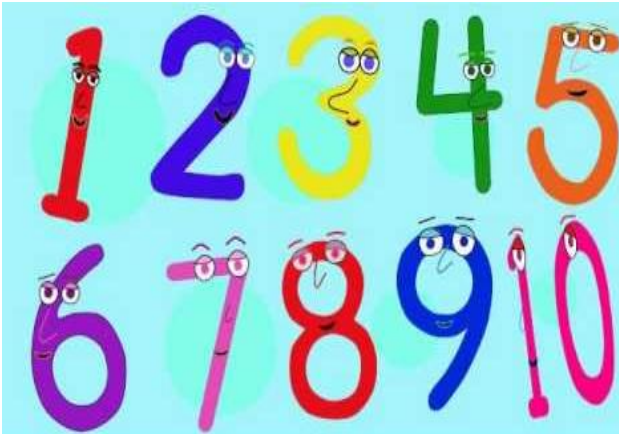
- Run skilfully and negotiate space successfully by avoiding obstacles.
- Can stand momentarily on one foot.
- Can catch a large ball (when thrown to them by an adult)
- Hold a pencil near the point between first two fingers and thumb.
- Write their name (some children may need to use a name card to copy)
- Draw anticlockwise circles. (this will help when forming letters).
- Use a spoon and fork independently
- Colour a picture with some control.
- Use scissors safely



Maths



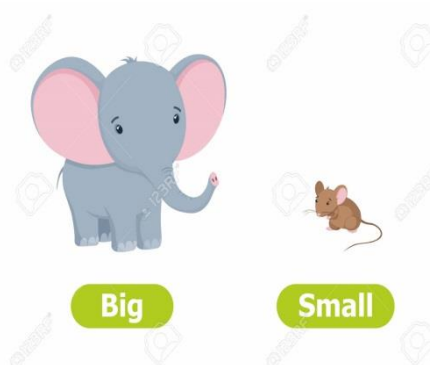
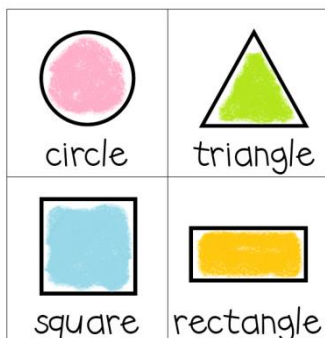
Number

- Count 10 objects by saying one number for each object.
- Recognise numbers to 10.
- Show interest in numbers around them. e.g. door numbers, street signs
- Match numerals to different amounts of objects. e.g. number 10 = 10 cubes.
- Compare groups of objects, saying when they have the same number, more or less.



Shape

- Recognise and name simple 2D shapes such as triangle, circle, square and rectangle.
- Talk about objects being big/small, full/empty.
- Make patterns e.g. square, triangle, circle, square, triangle, circle.
- Describe shapes in the environment using words such as 'big', 'round', 'tall' etc.
- Talk about the position of an object using words such as 'behind', 'next to', 'in front of' etc.



Understanding the World

- Talk about similarities and differences between themselves and their family or friends.
- Understand growth, decay and changes over time linked to plants.
- Show care and concern for living things.



Being Creative

- Realise tools can be used for a purpose e.g. glue to stick, scissors to cut.
- Roleplay different situations e.g. cooking dinner, going to bed, going shopping, being a teacher.
- Build stories around toys e.g. farm animals needing rescued from an armchair 'cliff'.
- Dance and move in a range of ways to different music e.g. slowly, quickly, jumping



Communication and Language

- Listen to others and respond to what they say.
- Talk to other children and familiar adults confidently.
- Use new words they have learnt e.g. minibeast, crawl, slide, slither
- Connect ideas to explain what is happening and what might happen next
- Understand 'why' and 'how' questions



Other basic skills

Dress themselves



Use a knife and fork



Wash and dry their hands



Put on a coat and zip it up



