

# Reception

## Autumn Term



## Welcome to Reception

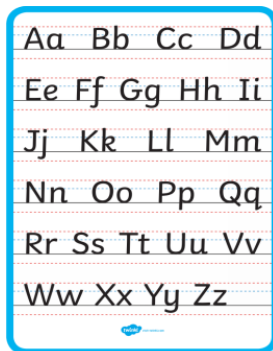
In this booklet you will expectations for this term.

Please use this to support your child at home to meet these milestones.



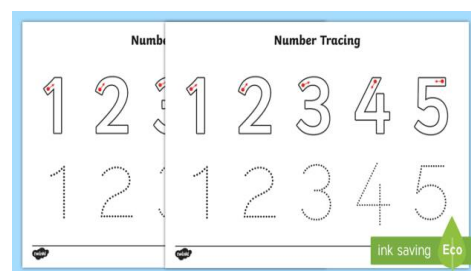
# Writing

- Give meaning to what they draw, write and paint.
- Continue a rhyming string by noticing the pattern. **E.g. cat, hat, mat, rat**
- Hear and write the first sound in each word. **E.g. d for dog**
- Separate the sounds in simple words to write a 3 letter word. **E.g. c-a-t**
- Know how to write each letter of the alphabet to match the sound.
- Can write the following high frequency words correctly: **I, the, go, to, no, into**
- Write own name independently (capital letter for the first letter and all the other letters should be small case e.g. Sarah not SARAH)



# Physical Development

- Use anticlockwise movement when drawing shapes and forming letters and retrace vertical lines.
- Hold a pencil in tripod grip.
- Form recognisable lowercase letters starting and finishing in the right place. (ensure the children go the correct direction)
- Form digits 0-5, starting and finishing in the right place
- Hold scissors correctly and cut along a line.






# Writing



## Examples of children's writing by the end of the Autumn term.

3 Letter words






Word attempted using phonics sounds

# Maths

## Number

- Can sort and match objects by size, colour etc
- Can continue and repeat a pattern
- Count objects and actions to 20 by saying one number name for each
- Count back from 10 to 0
- Read and write numbers to 5 most of which are correctly formed.
- Can order numbers to 10.
- Show different ways of making numbers within 5 **e.g. 2 and 2, 3 and 1, 4 and 0 all make 4.**
- Uses language more and fewer to compare
- One more and one less with numbers 1- 9
- Can find the total of two groups by counting all of them
- Solve problems by sharing
- Name and describe 2D shapes - triangle, circle, square, rectangle
- Compare and order by size, mass and capacity.



# Basic Skills

Here are some basic skills we would like our children to be able to do independently by the end of the first half term.

- Use a knife and fork.
- Wipe their nose



- Put coat on independently including turning sleeves in the correct way.

I can put my coat on



- Go to the toilet on their own including wiping and flushing.
- Share and take turns with others.



- Put equipment away when finished with it.



- Wash and dry hands with soap.



- Know what shoe goes on what foot.(A good idea is to put half of a sticker in each shoe and children have to put the puzzle together first)



- Follow instructions that involve more than one part e.g. Put your toys away then line up at the door.

